



Class M **MPITX** Investor Shares **MIINX**

### Goal/Approach

The fund seeks long-term capital growth. To pursue its goal, the fund normally invests at least 65% of its total assets in equity securities of foreign issuers. Foreign issuers are companies organized under the laws of a foreign country, whose principal trading market is in a foreign country or with a majority of their assets or business outside the United States. The fund invests principally in common stocks, but the fund's equity investments also may include preferred stocks and convertible securities, including those purchased in initial public offerings (IPOs) or shortly thereafter. The fund may invest in companies of any size and will limit its investments in any single company to no more than 5% of the fund's assets at the time of purchase.

### CUSIP

Class M 05569M871  
Investor Shares 05569M863

### Assets for the Fund

\$307,970,547

### Holdings<sup>2</sup>

78

### Dividend Frequency

Annually

### Morningstar Category

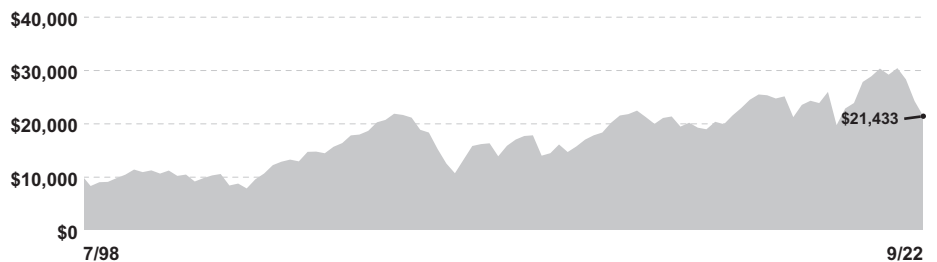
Foreign Large Blend

### Sub-Adviser



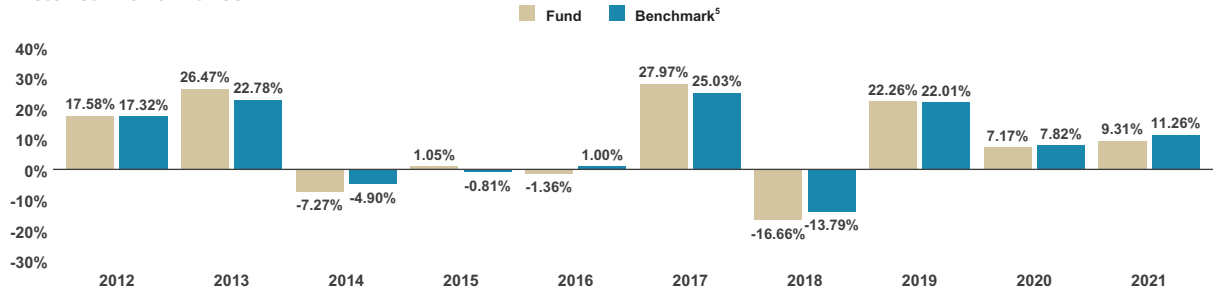
### Growth of a \$10,000 Investment<sup>1</sup>

A hypothetical \$10,000 investment in the fund's Class M shares on 7/15/98 would have been worth \$21,433 on 9/30/22.



Assumes reinvestment of dividends and capital gains.

### Historical Performance<sup>3</sup>



### Average Annual Total Returns (9/30/22)

| Share Class/Inception Date                | 3 M     | YTD     | 1 Yr    | 3 Yr   | 5 Yr   | 10 Yr |
|---|---------|---------|---------|--------|--------|-------|
| Class M (NAV) 07/15/98 <sup>4</sup>       | -11.69% | -29.61% | -26.65% | -3.56% | -2.66% | 3.12% |
| Investor Shares (NAV) 07/11/01            | -11.71% | -29.78% | -26.85% | -3.80% | -2.91% | 2.86% |
| MSCI-EAFE <sup>®</sup> Index <sup>5</sup> | -9.36%  | -27.09% | -25.13% | -1.83% | -0.84% | 3.67% |

The performance data quoted represents past performance, which is no guarantee of future results. Share price and investment return fluctuate, and an investor's shares may be worth more or less than original cost upon redemption. Current performance may be lower or higher than the performance quoted. Performance for periods of less than 1 year is not annualized. Go to [im.bnymellon.com](http://im.bnymellon.com) for the fund's most recent month-end returns. Total Expense Ratios: Class M 1.03%, Investor Shares 1.28%. Not all classes of shares may be available to all investors or through all broker-dealer platforms.

<sup>1</sup>Before the fund commenced operations on 10/2/00 (fund inception date), substantially all of the assets of a predecessor common trust fund (CTF) that, in all material respects, had the same investment objective, policies, guidelines and restrictions as the fund were transferred to the fund. The performance figures presented represent the performance of the predecessor CTF from its inception date (7/15/98) through 10/1/00, adjusted to reflect the fund's fees and expenses, by subtracting from the actual performance of the CTF the expenses of the fund's class M shares (net of any fee waivers and expense reimbursements), and the performance of the fund's Class M shares thereafter. The predecessor CTF was not registered under the Investment Company Act of 1940 and therefore was not subject to certain investment restrictions that might have adversely affected performance. <sup>2</sup>Portfolio composition is as of 9/30/2022 and is subject to change at any time. <sup>3</sup>Performance figures may reflect reimbursements or fee waivers, without which the performance would have been lower. <sup>4</sup>Represents the CTF Inception <sup>5</sup>Source: FactSet. The MSCI EAFE Index (Europe, Australasia, Far East) is a free float-adjusted, market capitalization-weighted index that is designed to measure the equity market performance of developed markets, excluding the U.S. and Canada. Reflects reinvestment of net dividends and, where applicable, capital gain distributions. Investors cannot invest directly in any index.

"Newton" and/or the "Newton Investment Management" brand refers to Newton Investment Management Limited. Newton is incorporated in the United Kingdom and is authorized and regulated by the Financial Conduct Authority in the conduct of investment business. Newton is registered with the U.S. Securities and Exchange Commission (SEC) as an investment adviser. Newton is a subsidiary of The Bank of New York Mellon Corporation.

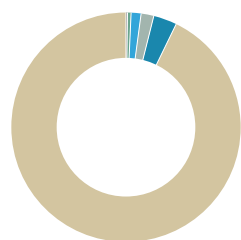
Not FDIC-Insured. Not Bank-Guaranteed. May Lose Value.



# BNY Mellon International Fund

Class M **MPITX** Investor Shares **MIINX**

## Asset Allocation<sup>1</sup>



- Common Stock; Foreign 92.79%
- Common Stock; Domestic 3.31%
- Preferred Stock (Non-Convertible); Foreign 1.79%
- Net Cash (Liabilities) 1.40%
- Short Term 0.50%
- Mutual Funds; Domestic 0.21%

## Industry Allocation<sup>1</sup>

|  |        |
|--|--------|
| Finance                                  | 17.92% |
| Pharmaceuticals, Biotech & Life Sciences | 15.49% |
| Technology                               | 9.20%  |
| Telecommunication Services               | 8.74%  |
| Industrial                               | 6.74%  |
| Consumer Staples                         | 5.88%  |
| Automobiles & Components                 | 4.66%  |
| Consumer Durables & Apparel              | 4.60%  |
| Energy                                   | 4.52%  |
| Utilities                                | 4.09%  |

## Top Countries<sup>1</sup>

|                |        |
|----------------|--------|
| Japan          | 20.62% |
| United Kingdom | 15.38% |
| France         | 13.80% |
| Germany        | 10.53% |
| Switzerland    | 8.85%  |
| Netherlands    | 7.69%  |
| Australia      | 7.21%  |
| Italy          | 4.87%  |
| United States  | 4.08%  |
| Belgium        | 1.53%  |

## Top Ten Holdings<sup>1</sup>

|                                |       |
|--------------------------------|-------|
| Roche Holding                  | 4.54% |
| Sanofi                         | 3.72% |
| Ahold Delhaize                 | 3.51% |
| BNP Paribas                    | 3.51% |
| Nippon Telegraph And Telephone | 3.38% |
| Enel                           | 2.79% |
| ASML Holding                   | 2.69% |
| Bayer                          | 2.50% |
| ASX                            | 2.50% |
| WPP                            | 2.37% |

The holdings listed should not be considered recommendations to buy or sell a security. Large concentrations can increase share price volatility.

## Portfolio Management

The fund's investment adviser is BNY Mellon Investment Adviser, Inc. (BNYM Investment Adviser). BNYM Investment Adviser has engaged its affiliate, Newton Investment Management North America, LLC (Newton), to serve as the fund's sub-investment adviser. James A. Lydotes, CFA is the fund's primary portfolio manager of the fund since December 2015. Mr. Lydotes is the Deputy Chief Investment Officer of the Equity division and a portfolio manager at Newton.

**Investors should consider the investment objectives, risks, charges, and expenses of the fund carefully before investing. Contact your financial professional to obtain a prospectus and, if available, the summary prospectus that contains this and other information about the fund, and read it carefully before investing.**

BNY Mellon Investment Adviser, Inc., Newton Investment Management North America, LLC, BNY Mellon Wealth Management, and BNY Mellon Securities Corporation are affiliated with The Bank of New York Mellon Corporation. BNY Mellon is the corporate brand of The Bank of New York Mellon Corporation.

<sup>1</sup>Portfolio composition is as of 9/30/2022 and is subject to change at any time.

**Risks:** Equities are subject to market, market sector, market liquidity, issuer, and investment style risks, among other factors, to varying degrees. Investing in **foreign denominated and/or domiciled securities** involves special risks, including changes in currency exchange rates, political, economic, and social instability, limited company information, differing auditing and legal standards, and less market liquidity. These risks generally are greater with emerging market countries. *Recent market risks include pandemic risks related to COVID-19. The effects of COVID-19 have contributed to increased volatility in global markets and will likely affect certain countries, companies, industries and market sectors more dramatically than others. To the extent the fund may overweight its investments in certain countries, companies, industries or market sectors, such positions will increase the fund's exposure to risk of loss from adverse developments affecting those countries, companies, industries or sectors.*

*This material has been distributed for informational purposes only and should not be construed as investment advice or a recommendation of any particular investment, strategy, investment manager or account arrangement, and should not serve as a primary basis for investment decisions. Investors should consult a legal, tax or financial professional in order to determine whether any investment product or service is appropriate for a particular situation.*